

our **Project Reference**

# KUALA LUMPUR / SELANGOR





Lever handle FSB 1003, which has echoes of a miniature door on its side, is decidedly something of a collector's item. Johannes Potente adopted the underlying visual concept and put it to effect in aluminium and stainless steel.



Hadi Teherani breaks with traditional thinking in FSB 1183. We are all familiar with the "Wittgenstein solution" in which a standard lever handle is paired with a contrasting – cranked – design on the slamming face. Hadi Teherani has radically reduced the diversity of such handle models: he delivers the function of the cranked lever handle model - averting the danger of fingers getting caught in the slamming area of frame doors – by shifting the handle's point of rotation leftwards. Hadi Teherani's emergency exit model sports a similarly radical return to the door: he simply takes a third of the grip section and attaches it to same at right angles.

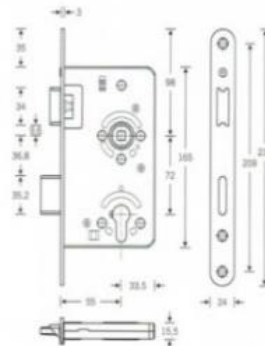


### 8813 0001

Mortice lock acc. to German DIN 18 251-1, Class 3

Latchbolt can be retracted by cylinder  
Euro profile cylinder cut out (PZ), spacing 72 mm

Latchbolt reversible without opening lockcase  
Latchbolt and deadbolt centered on forend  
Deadbolt double-throw: 20 mm  
Spindle: 8 mm □  
Spacing: 72 mm  
Backset: 55 mm  
Forend width: 24 mm, Stainless steel, rounded

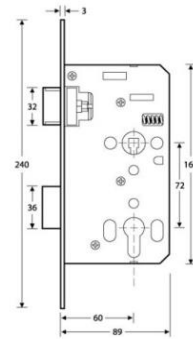




TWELVE KIA PENG (CATHAY PROPERTY)



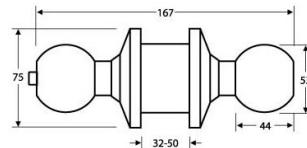
Mortise Lock  
P6072pz




Mortise Lock P6072pz



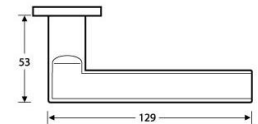
Knobset  
P5000-ENT (Entrance)



Parasole 5000

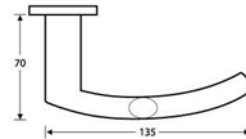


P035





P1107

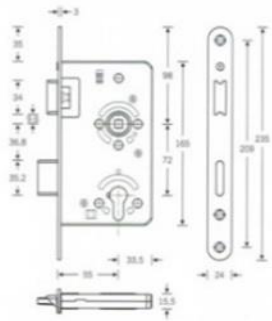


8813 0001


Mortise lock acc. to German DIN 18 251-1, Class 3

Latchbolt can be retracted by cylinder  
Euro profile cylinder cut out (PZ), spacing 72 mm

Latchbolt reversible without opening lockcase  
Latchbolt and deadbolt centered on forend  
Deadbolt double-throw: 20 mm  
Spindle: 8 mm □  
Spacing: 72 mm  
Backset: 55 mm  
Forend width: 24 mm, Stainless steel, rounded



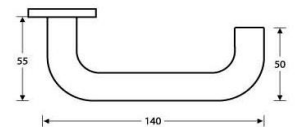
## One KL , KLCC (WATERFRONT)



Toman Style 10 Lever Handle


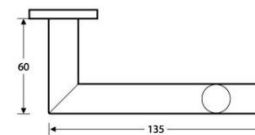


**P1130**





**P1180**

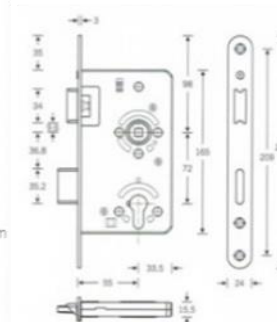


**8813 0001**

Mortice lock acc. to German DIN 18 251-1, Class 3


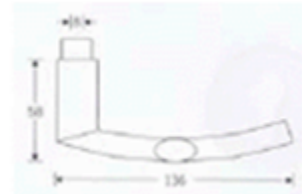
Latchbolt can be retracted by cylinder  
Euro profile cylinder cut out (PZ), spacing 72 mm

Latchbolt reversible without opening lockcase  
Latchbolt and deadbolt centered on forend  
Deadbolt double-throw: 20 mm  
Spindle: 8 mm □  
Spacing: 72 mm  
Backset: 55 mm  
Forend width: 24 mm, Stainless steel, rounded





**FSB 1107**  
**Aluminium**  
**Stainless steel**

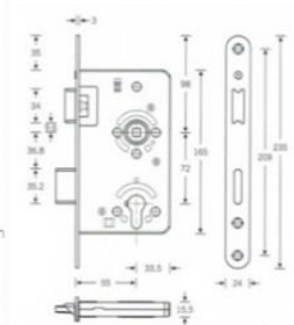


**8813 0001**

Mortice lock acc. to German DIN 18 251-1, Class 3

Latchbolt can be retracted by cylinder  
 Euro profile cylinder cut out (PZ), spacing 72 mm

Latchbolt reversible without opening lockcase  
 Latchbolt and deadbolt centered on forend  
 Deadbolt double-throw: 20 mm  
 Spindle: 8 mm □  
 Spacing: 72 mm  
 Backset: 55 mm  
 Forend width: 24 mm, Stainless steel, rounded

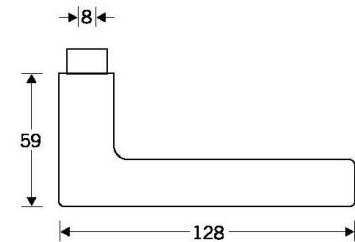




There's no shortage of wedge-shaped lever handles around. Virtually every maker features a variation on this theme in their repertoire. This design may originally have been Professor Burchartz's. The version by Johannes Potente is very slender.



1005  
Aluminium  
Edelstahl



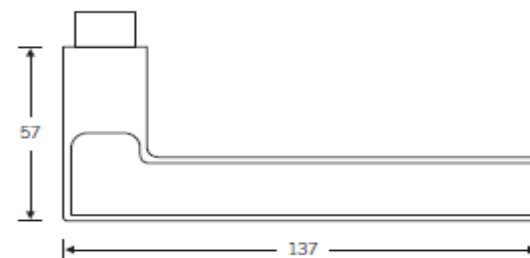


Product family  
Model 1035



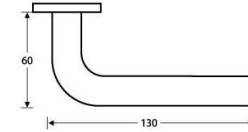
In the autumn of 1996, Düsseldorf-based interior designer Heike Falkenberg asked FSB to recreate an old handle design for a renovation job she was involved in. Using the sketch she submitted, FSB's Development unit cut a demonstration model out of the FSB 1076 handle.

The prototype looked so good that, together with the designer, we spontaneously decided to market our gripping idea. The design was rapturously received in the marketplace.

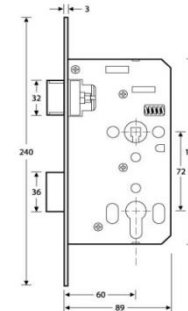




**P1170**



**Mortice Lock  
P6072pz**



Mortice Lock P6072pz

PRIMA 1 - 566 UNITS CONDOMINIUM BANDAR KAJANG UTAMA (MRCB)



PARASOLE (Australia) 5000/ENT/70mm Entrance Function Cylindrical Knobset.



PARASOLE (Australia) 2080/ENT/70mm Entrance Function Tubular Leverset.



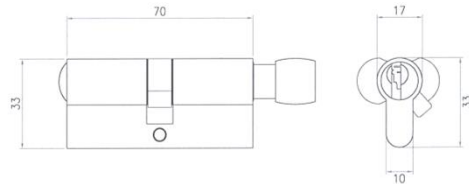
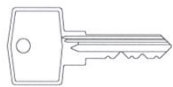
*Parasole*

Euro Profile Cylinder

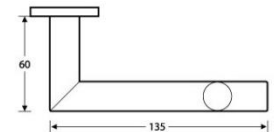
Euro Profile Cylinder With Thumb Turn



**CAZ04** - outside: cylinder lock; inside: brass 'peanut' turn, reinforced key guide through special cylinder core.



**P1180**





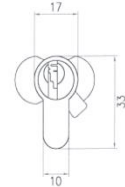
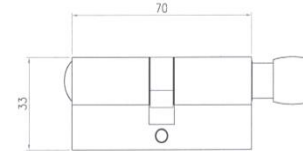
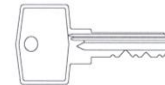
Parasole

Euro Profile Cylinder

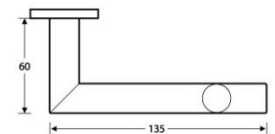


Euro Profile Cylinder With Thumb Turn

**CAZ04** - outside: cylinder lock; inside: brass 'peanut' turn.  
reinforced key guide through special cylinder core.



**P1180**



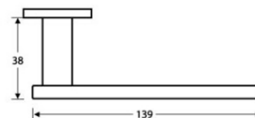
## DAMANSARA CITY RTA & RTB (GUOCOLAND)



*Parasole*<sup>®</sup>  
Australia



**P162**

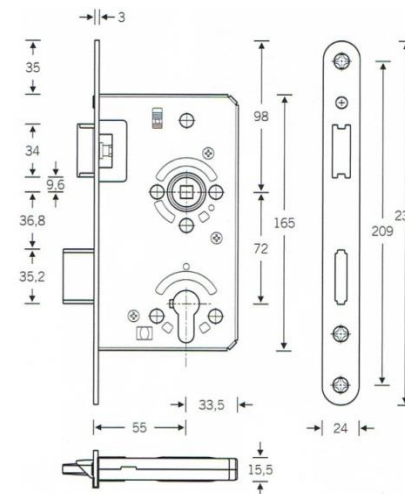


**8813 0001**

Mortice lock acc. to German  
DIN 18 251-1, Class 3

Latchbolt can be retracted by  
cylinder  
Euro profile cylinder cut out  
(PZ), spacing 72 mm

Latchbolt reversible without  
opening lockcase  
Latchbolt and deadbolt cen-  
tered on forend  
Deadbolt double-throw: 20 mm  
Spindle: 8 mm □  
Spacing: 72 mm  
Backset: 55 mm  
Forend width: 24 mm, Stain-  
less steel, rounded

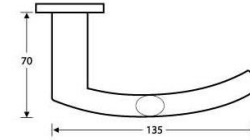


DAMANSARA CITY - HOTEL (GUOCOLAND)

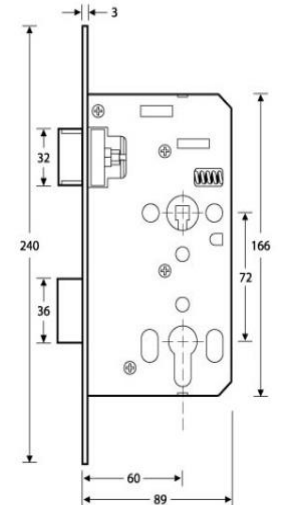
Parasole<sup>®</sup>  
Australia



P1107

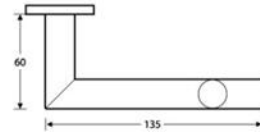


Mortice Lock  
P6072pz





**P1180**

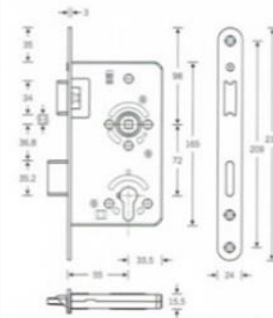


**8813 0001**

Mortice lock acc. to German DIN 18 251-1, Class 3

Latchbolt can be retracted by cylinder  
Euro profile cylinder cut out (PZ), spacing 72 mm

Latchbolt reversible without opening lockcase  
Latchbolt and deadbolt centered on forend  
Deadbolt double-throw: 20 mm  
Spindle: 8 mm □  
Spacing: 72 mm  
Backset: 55 mm  
Forend width: 24 mm, Stainless steel, rounded





Philippe Starck 1191

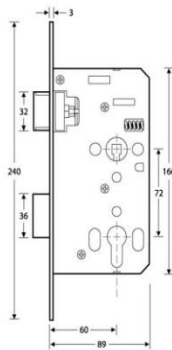
Looking at this lever handle design, it could be argued tongue-in-cheek that Philippe Starck was seeking to consign our entire sector to the bullring. Strangely enough, however, when the horns are fastened to their backplates they mutate into door handles as fit for function as any you could wish for: Matt silver colour backplate, mirror-finish handle. Both in premium-quality aluminium.



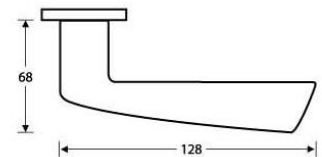
VIVALDI CONDO (SUNWAY CITY)



Mortice Lock  
P6072pz



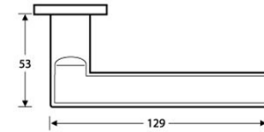
P002



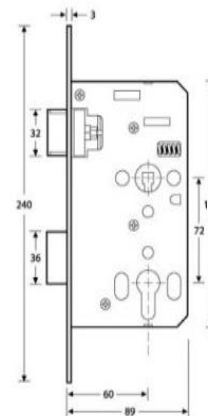
## KIARA 9 CONDOMINIUM (MITRAJAYA)



**P035**

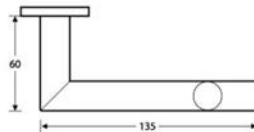


**Mortice Lock  
P6072pz**

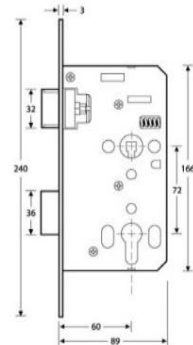




**P1180**



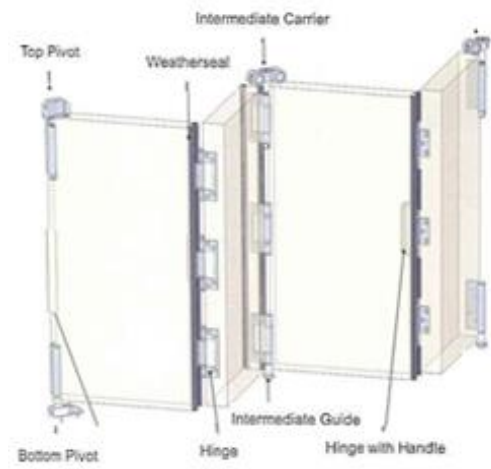
**Mortice Lock  
P6072pz**



## Tijani 2 Bukit Tunku (Bolton Bhd)



Lever handle model FSB 1051 has come to epitomise FSB. It was dubbed the “Schneider Handle” (the “S” in FSB) virtually from the moment it came into being in the mid-1950s. We can only surmise as to why this model became Johannes Potente’s supreme creation and a market leader in the 1960s. Maybe it’s all down to the harmony it exudes and its moulded-to-the-hand credentials. FSB 1051 is one of four models designed by Johannes Potente that, in the summer of 1998, were added to the permanent collection at the MoMA in New York.



INTERNAL E2™



Max. door height: 4500 (5500)  
 Max. door weight: 300 (350) (450)  
 Max. door width: 1000 (1100)  
 Max. door depth: 8 (each way)



**BiLock**  
 5213 thumbturn cylinder

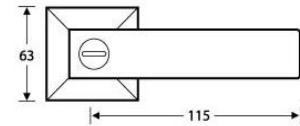
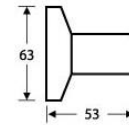
Features:  
 12 pins restricted key high-security  
 Length – 35/36  
 Finish – nickel plated brass  
 2 nos. key of nickel silver  
 Choice of different colour key-head

Other finishes and length available on special order only.






**P2030-BK** (Privacy)



## Kiara Hill, Sri Hartamas



**BiLock**  
5213 thumbturn cylinder

**features:**  
12 pins restricted-key high security  
Length = 35/36  
Finish: nickel plated brass  
2 nos. key of nickel silver  
Choice of different colour key-head

Other finishes and length available on special order only.



### ECLIPSE E2 PLUS™



Net panel weight: 40kg (88lb)  
Net panel height: 300mm (11 7/8")  
Net panel width: 100mm (3 7/8")



Simple, elegant functionality. Maximum performance. Using BiLock 5213 machine lock and precision ground bearing brass Eclipse E2 Plus™ key, tight tolerance choice for fitting into up to 10kg (22lb) pin panel. Now with Eclipse E2 Plus™ extra additional features and options, choose the plus that gives you the extra things and a range of choice when designing your door system.

**5213 AU 1000 HANDLE**  
Centor's innovative, large square (square) handle, includes the extra 'push/pull' feature. The functionality provided to the door facilitates easier Eclipse E2 Plus™ operation and control.

**IMPROVED ACCESSIBILITY**  
Improved accessibility and grip are now provided in the optional 'BiLock™' adjustment which makes the handle to be easier. Push/pull bar also uses BiLock™ 5213 thumbturn, which is more accessible, more secure, a more reliable more adjustment of BiLock™ thumbturn, Eclipse E2 Plus™ is the most functional door system available.

**IMPROVED FINISHES**  
In addition to the standard finish for fittings, there are now multiple finishes available to facilitate the traditional 'same finish as wood door'.

**ADJUSTED FINISHES**  
Replace door stile (in French doors) can now be used for fittings with odd numbers of panes (2, 4, 6 or 8).

**CONCEALED FLOOR DRINKING**  
In addition to the standard angle channel and push system, for a more polished look offset floor guide and joints enable the guide channel to be located under the bottom when they are in the closed position.

**AUTO-LOCK**  
The functionality of door systems using Eclipse E2 Plus hardware makes them suitable for use in exposed applications. The use of concealed weatherbar has allowed other systems like Austrium and International weatherstripping to be used.

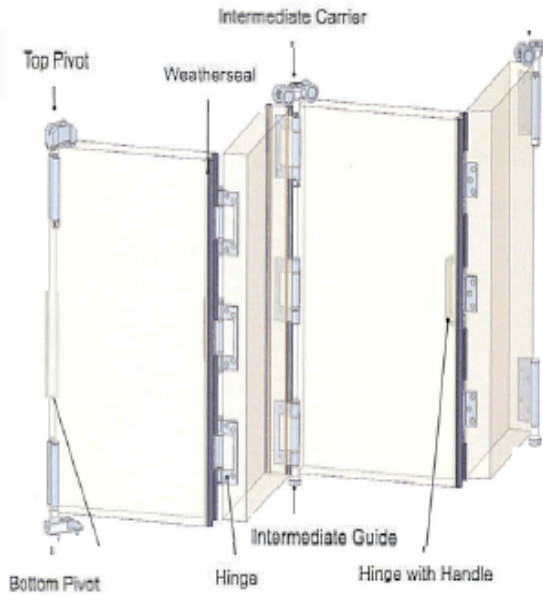
**WIND PROOF**  
The leading seal joint is used to control air diffusion and prevent rain from being blown by wind back or alternate conditions.

**SECURE LOCK**  
Centor's 'Control' program is available as a free download from our website. 'Control' runs on Microsoft Excel and can easily be used to specify all of the hardware required for any door opening.

Centor's 'accessible door panel' is based upon a manufacturer's proprietary manufacturing design solution. This is not meant to be an exact copy of Microsoft Excel or use Centor's 'Control' and it uses a different manufacturer's design.

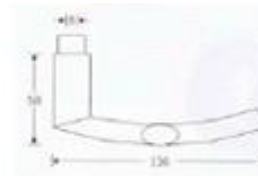
Eclipse™ has options for you to enter your name and date reference. It is also available in a hardware for closed door applications, including hardware which can be used to help someone enter in building your other controls.

**ABOUT OUR LINE OPERATIONS**  
This system requires for exposed fittings (hardware) using fitting, installation or FSB based panels or a long (300) the core entry speed. Centor Eclipse E2 Plus™ will have a similar component solution to BiLock.






**FSB 1107**  
Aluminium  
Stainless steel



**FSB 1028**  
Aluminium  
Stainless steel



**BiLock**  
maximum security  
**5213 thumbturn cylinder**

- features:**  
 12 pins restricted-key high security.  
 Length—35/35  
 Finish—nickel plated brass  
 2 nos key of nickel silver  
 Choice of different colour key-head

Other finishes and length available on special order only.

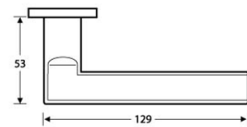
SEMI D – TAMAN DANAU DESA (FABER UNION)



Parasole®  
Australia



P035

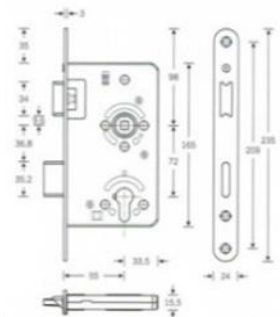


8813 0001

Mortice lock acc. to German DIN 18 251-1, Class 3

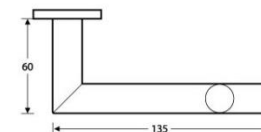
Latchbolt can be retracted by cylinder  
Euro profile cylinder cut out (PZ), spacing 72 mm

Latchbolt reversible without opening lockcase  
Latchbolt and deadbolt centered on forend  
Deadbolt double-throw: 20 mm  
Spindle: 8 mm □  
Spacing: 72 mm  
Backset: 55 mm  
Forend width: 24 mm, Stainless steel, rounded





P1180



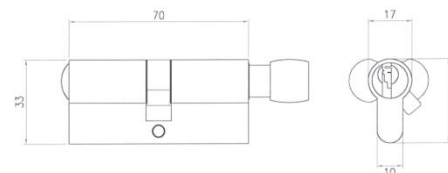
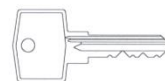
Euro Profile Cylinder

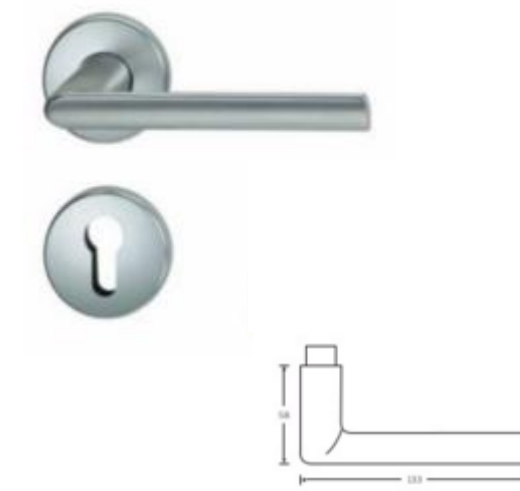
Parasole



Euro Profile Cylinder With Thumb Turn

CAZ04 - outside: cylinder lock; inside: brass 'peanut' turn.  
reinforced key guide through special cylinder core.





### INTERNAL E2™



Max. panel weight: 40kg (88lb)  
 Max. panel height: 2025mm (6'10")  
 Max. panel depth: 8" (203mm)

The Internal E2™ system is ideal for locking doors in entrance vestibules or open perimeter applications without pantries. It also allows the opening to be effectively weatherstripped.

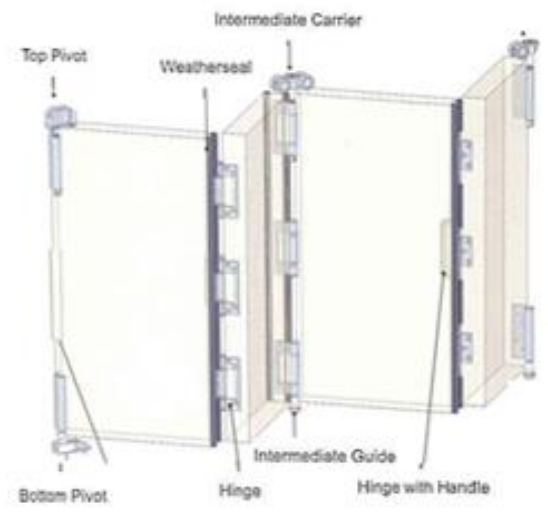
It is fitted up to 8 doors in both directions, both inside and outside of opening and is suitable for: Reception, Apartments, Clubs, Restaurants, Hotels and Group Flats.

Access options:  
 The Centor Electronic K2™ activates all points automatically when the door is open and is available in several different face of escape fire-rated panic lock too.

NOTES:  
 The mechanical opening pressure from using standard fitting door handles that is 500N (112.45 lbs) (Class 2/3) cannot be greater than 50N (11.24 lbs) (Class 1/2) in position. Doors using 200N (45 lbs) minimum force for emergency. Depending on the door opening system, please contact FSB-DC Control Center Authorized for further information.

APPLICATION:  
 The Internal E2™ system uses pivot which allow adjustment of the system horizontally and vertically of the whole system. The particular consideration for use of square pivot with up to 100kg (220lb) of adjustment.

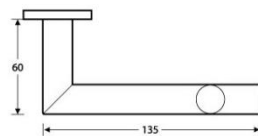
ALWAYS USE WEATHERSEAL  
 This system is suitable for both outside doors with a maximum panel weight of 40kg. For the heavy outside interior doors, E2™ and heavy exterior movement should be used.



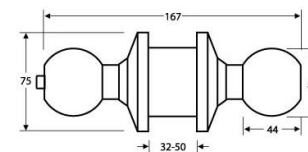
SETIA WALK (S.P. SETIA)



**P1180**

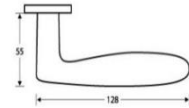


**Knobset  
P5000-ENT (Entrance)**

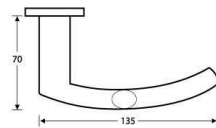




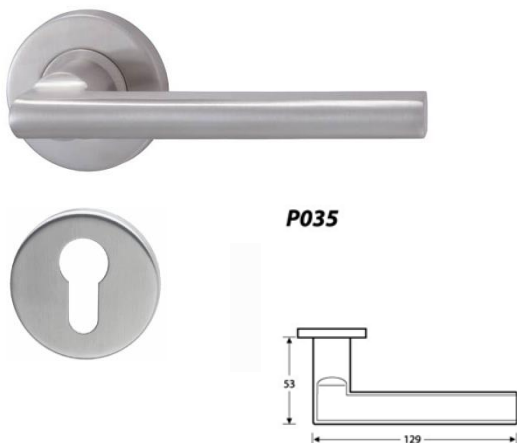
P051



P1107



## CASABELLA SUBANG (IDAMAN IKHLAS)



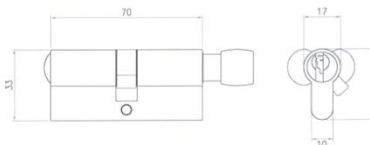
**P035**

### Euro Profile Cylinder



### Euro Profile Cylinder With Thumb Turn

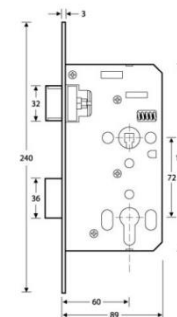
**CAZ04** - outside: cylinder lock; inside: brass 'peanut' turn, reinforced key guide through special cylinder core.



### Parasole

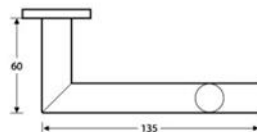


### Mortice Lock P6072pz

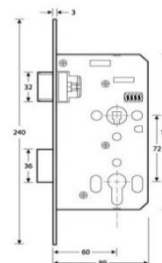




P1180

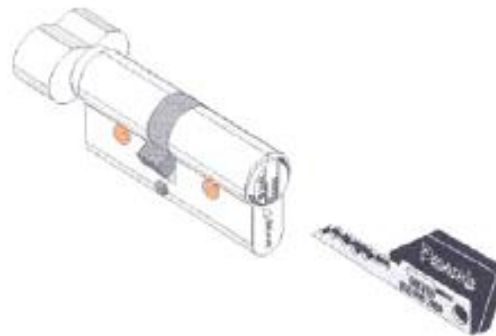


Mortice Lock  
P6072pz





The FSB 1057 Lever handle is the work of Muich designer Jan Roth. Unimpressed by the models then on sale, he decided to design handles of his own. After the first casting, he took the polished unfinished parts home and fitted them to his doors (which is where they still are). The Jan Roth-designed FSB 1057 model nestles snugly in the hand, and women, especially, often fall for it on the spot.



**BiLock**  
MAXIMUM SECURITY

5213 thumbturn cylinder

features:

- 12 pins restricted-key high security.
- Length=35/35
- Finish-nickel plated brass
- 2 nos.key of nickel silver
- Choice of different colour key-head

Other finishes and length available on special order only.

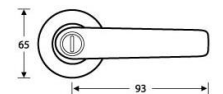
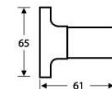
## Ameera residences, SS2 (SDB)



Parasole 046 stainless steel lever handle



**P818-ENT** (Entrance)  
**P818-BK** (Privacy)

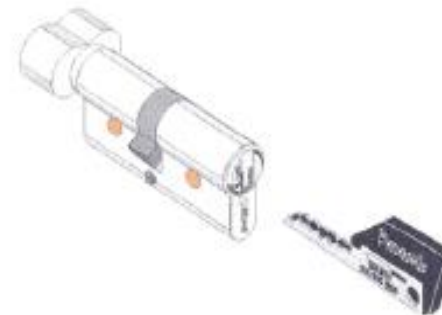




Bukit Jelutong, Superlink Terrace House For Guthrie Development



PARASOLE 002  
Stainless Steel



**BiLock**  
5213 thumbturn cylinder

- features:
- 12 pins restricted-key high security.
  - Length = 35/35
  - Finish-nickel plated brass
  - 2 nos. lay of nickel silver
  - Choice of different colour key-head

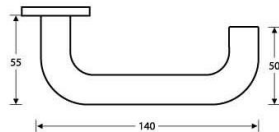
Other finishes and length available on special order only.



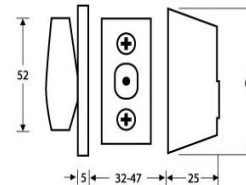
The University of Nottingham, Semenyih



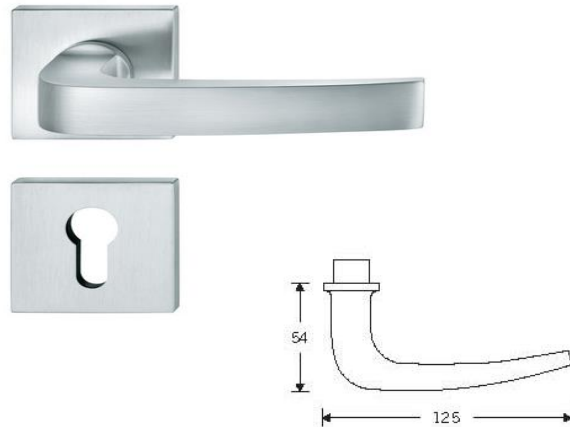
P1130



Single Cylinder /  
Thumbturn Deadbolt  
LS-2010



Model 1163

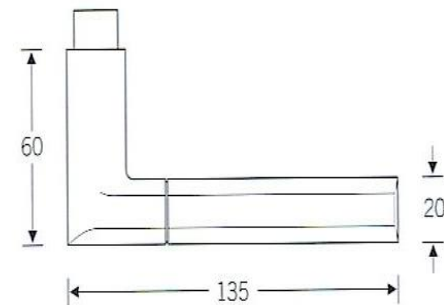


Berlin-based architect Hans Kollhoff devised a handle design for his projects that consciously absorbs design elements from the 1930s. His uncluttered door handles, window handles and window fasteners have been adopted as authentic interpretations by the market. This particular lever handle derives special quality and authenticity from the material bronze, most notably in the artificially aged variant shown on page 51.




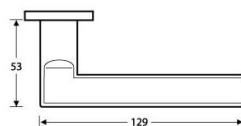


FSB 1078 was created at the instigation of Christoph Ingenhoven, who was thrilled by the material AluGrey as soon as he set eyes on it and was of the opinion that this innovative material development ought also to find expression in a new – “classic” – lever handle design. Acting as role model was that quintessential “classic”, FSB 1076, which was subjected to a complete re-interpretation as regards both the mitring and the grip section. What’s so especially pleasing about this model is the formal transition from the round shank to a grip section that is very narrow at the top and bottom.





P035

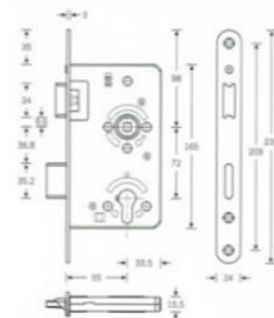


8813 0001

Mortice lock acc. to German DIN 18 251-1, Class 3

Latchbolt can be retracted by cylinder  
Euro profile cylinder cut out (PZ), spacing 72 mm

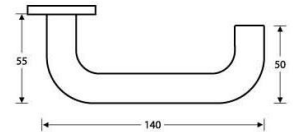
Latchbolt reversible without opening lockcase  
Latchbolt and deadbolt centered on forend  
Deadbolt double-throw: 20 mm  
Spindle: 8 mm □  
Spacing: 72 mm  
Backset: 55 mm  
Forend width: 24 mm, Stainless steel, rounded



DESA BUDIMAN PHASE 4 (DESA BUDIMAN)



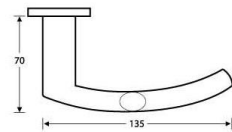
P1130



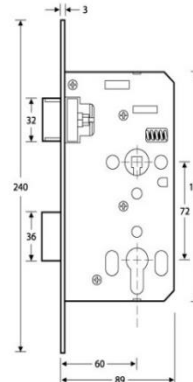
SUNWAY VELOCITY PHASE 2 MALL



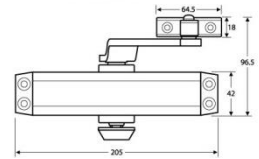
P1107



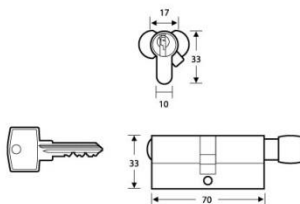
Mortice Lock  
P6072pz



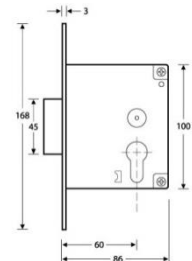
'LEADO' Door Closer  
770 Series



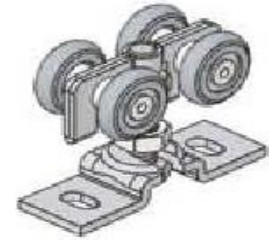
Thumbturn Cylinder  
CAZ04



Deadlock  
P118pz-60mm

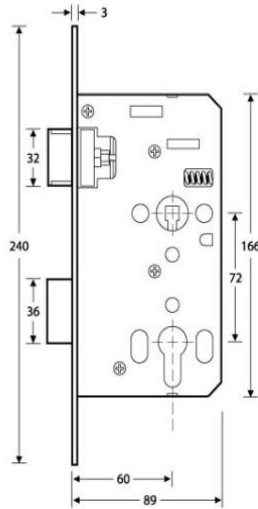


SUNWAY VELOCITY PHASE 2 HOTEL

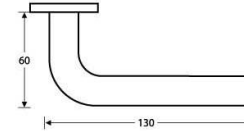


KENDO S80 4-wheel nylon carrier  
(Maximum Weight Per Panel:  
80kg)

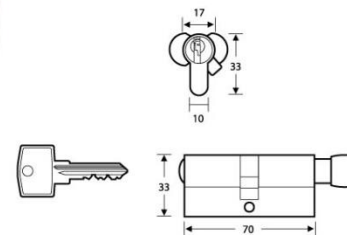
Mortice Lock  
P6072pz



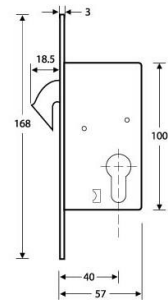
P1170



Thumbturn Cylinder  
CAZ04



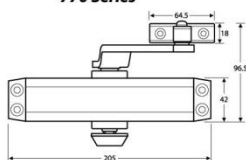
Hooklock  
P119pz-30mm



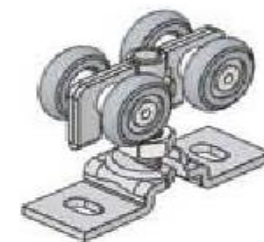
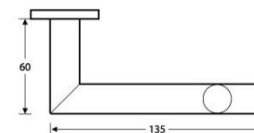
SUNWAY VELOCITY PHASE 2 OFFICE BLOCK



'LEADO' Door Closer  
770 Series

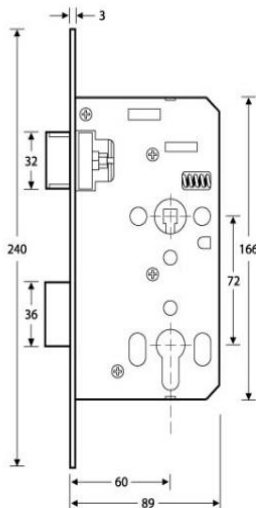


P1180

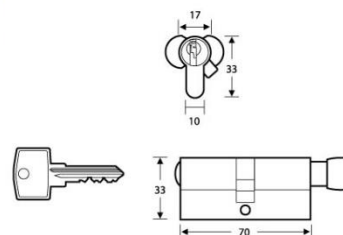


KENDO S80 4-wheel nylon carrier  
(Maximum Weight Per Panel:  
80kg)

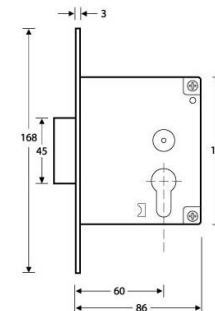
Mortice Lock  
P6072pz



Thumbturn Cylinder  
CAZ04



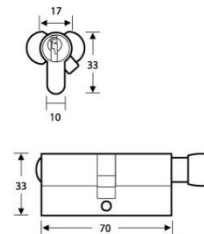
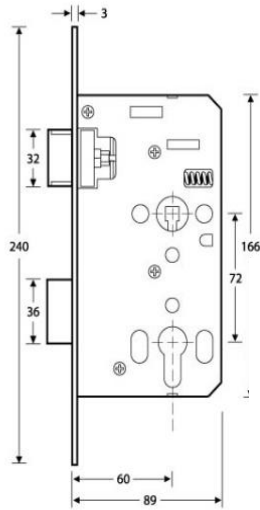
Deadlock  
P118pz-60mm



SUNWAY VELOCITY PHASE 2 MEDICAL CENTER

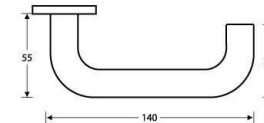


Mortice Lock  
P6072pz



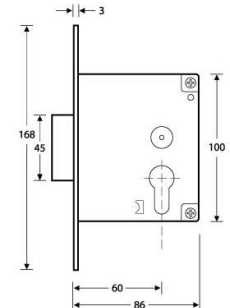
Thumbturn Cylinder  
CAZ04

P1130



KENDO S80 4-wheel nylon carrier  
(Maximum Weight Per Panel:  
80kg)

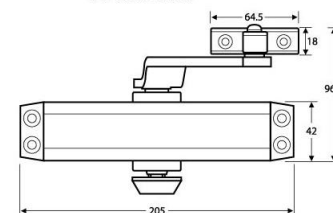
Deadlock  
P118pz-60mm



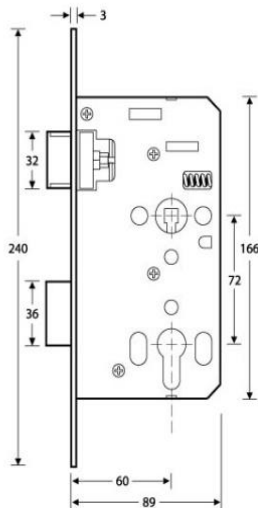
SUNWAY PUTRA MALL



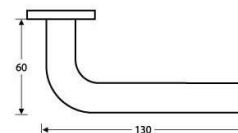
'LEADO' Door Closer  
770 Series



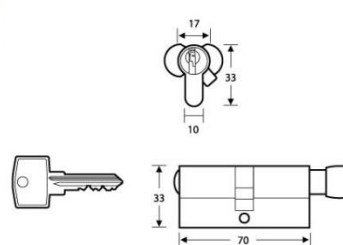
Mortice Lock  
P6072pz



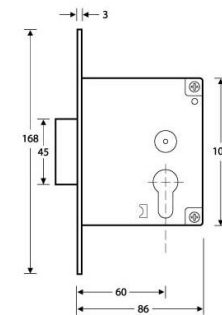
P1170



Thumbturn Cylinder  
CAZ04



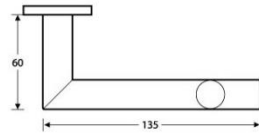
Deadlock  
P118pz-60mm



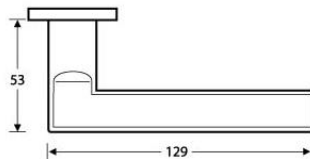
SUNWAY SERENE, KELANA JAYA CONDOMINIUM



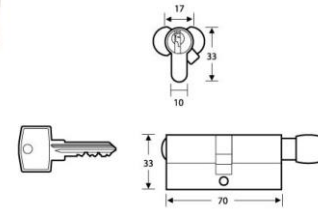
P1180



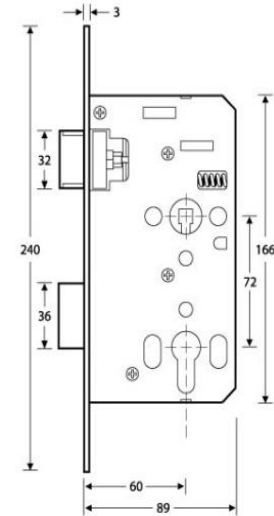
P090



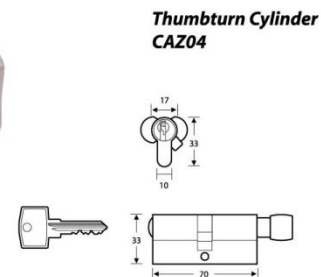
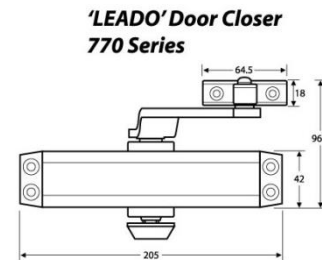
Thumbturn Cylinder  
CAZ04



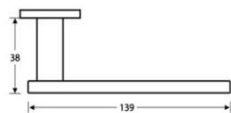
Mortice Lock  
P6072pz



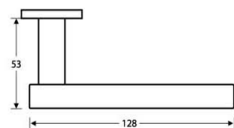
# SUNWAY BRT STATION & HALT



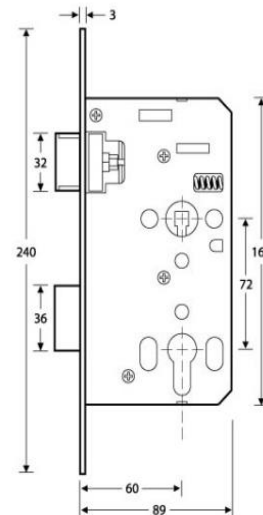
**P162**



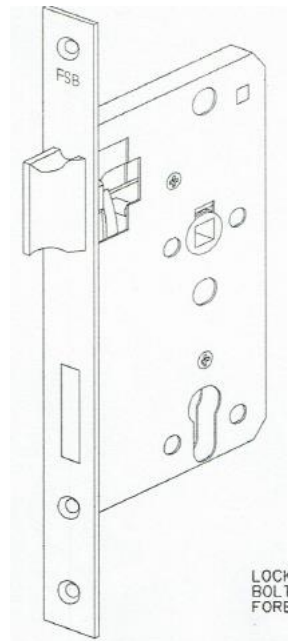
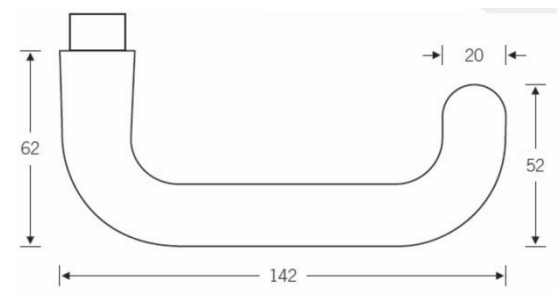
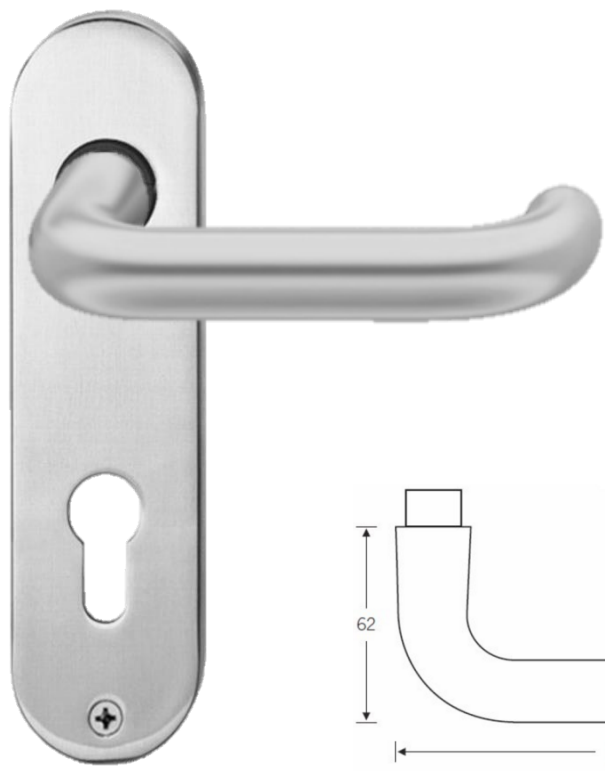
**P073**



**Mortice Lock  
P6072pz**

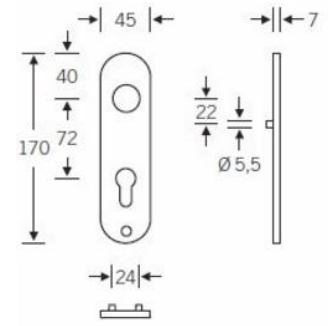


THE SOUTHERN HOSPITAL, MALACCA (PUTRA SPECIALIST HOSPITAL)



LOCKCASE - ZINC PLATED STEEL  
 BOLT - ZINC PLATED CASTING  
 FOREND - STAINLESS STEEL  
 STEEL GOLD/SILVER LAQUERED  
 POLISHED BRASS  
 BACKSET - 55mm STANDARD  
 FIT 8mm SPLINDLE LEVER HANDLE  
 CENTER DISTANCE - 72mm

1520 Pz

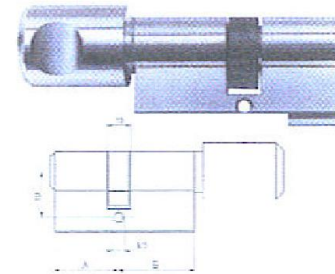


1415

- Aluminium
- Edelstahl

Entfernung 72 mm  
 sichtbare Verschraubung

Bohrschablone 0453 Seite 602



Knob-type cylinder P034

brass, dull nickel-plated (MV), tapered cylinder core with reinforced keyway, 5 pins, locking cam position 30°, 3 keys of brass, nickel-plated, front plate screw 80 mm, standard knob (9) solid brass, further knob design see page 35

A = Lock side  
B = Knob side  
L = A/B

VAR = S (service cylinder)

TOMAN TM04N THUMBTURN CYLINDER



TOMAN Mortise Lockcase  
Model No. : 25C-SS

TOMAN 25S-SS-SASHLOCK



Series 770 (Residential)

Series 770 (Residential)

- Standard Arm
- Parallel Arm
- Reversible Left/Right
- Speed Adjustment
- Hold Open
- Backcheck

Finish: Silver, Gold, Dark Brown

# PENANG



## Infinity Beachfront Living, Penang (Hunza)



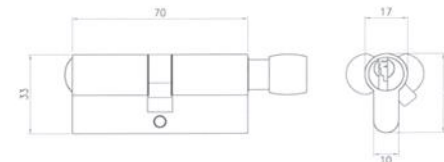
Euro Profile Cylinder



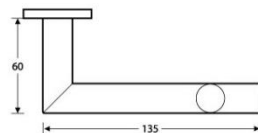
*Parasole*

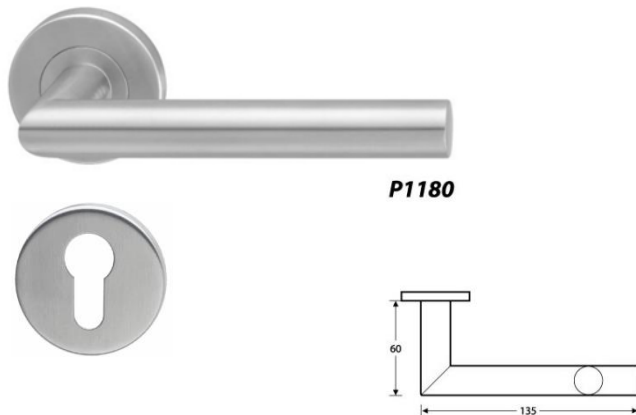
Euro Profile Cylinder With Thumb Turn

**CAZ04** - outside: cylinder lock; inside: brass 'peanut' turn, reinforced key guide through special cylinder core.



**P1180**





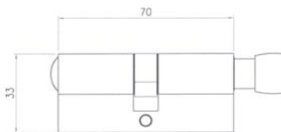
### Euro Profile Cylinder



### Euro Profile Cylinder With Thumb Turn

**CAZ04**

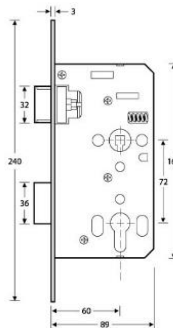
- outside: cylinder lock; inside: brass 'peanut' turn, reinforced key guide through special cylinder core.



### *Parasole*



### Mortice Lock P6072pz



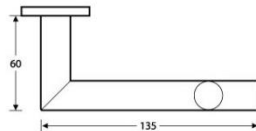
# Gurney Paragon, Penang (HUNZA)

Parasole®  
Australia

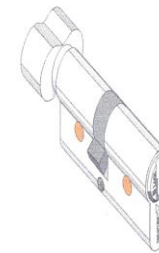
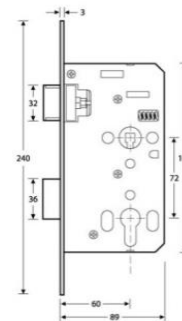
**BiLock**®  
maximum security



**P1180**



**Mortice Lock  
P6072pz**



**BiLock** maximum security 5213 thumbturn cylinder

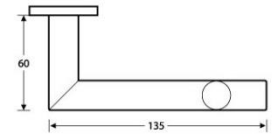
- features:
- 12 pins restricted-key high security.
  - Length=35/35
  - Finish-nickel plated brass
  - 2 nos.key of nickel silver
  - Choice of different colour key-head



Other finishes and length available on special order only.



**P1180**

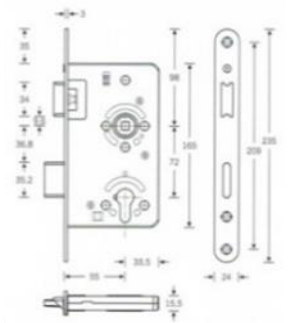


**8813 0001**

Mortice lock acc. to German DIN 18 251-1, Class 3

Latchbolt can be retracted by cylinder  
Euro profile cylinder cut out (PZ), spacing 72 mm

Latchbolt reversible without opening lockcase  
Latchbolt and deadbolt centered on forend  
Deadbolt double-throw: 20 mm  
Spindle: 8 mm □  
Spacing: 72 mm  
Backset: 55 mm  
Forend width: 24 mm, Stainless steel, rounded



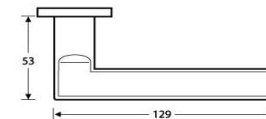
## 11 BROOK RESINDENCE, PENANG (SP SETIA)



*Parasole*<sup>®</sup>  
Australia



**P035**

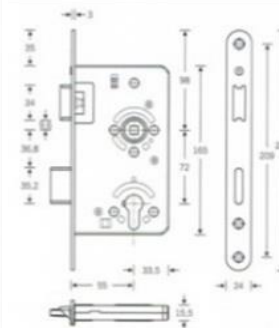


**8813 0001**

Mortice lock acc. to German  
DIN 18 251-1, Class 3

Latchbolt can be retracted by  
cylinder  
Euro profile cylinder cut out  
(PZ), spacing 72 mm

Latchbolt reversible without  
opening lockcase  
Latchbolt and deadbolt centered  
on forend  
Deadbolt double-throw: 20 mm  
Spindle: 8 mm □  
Spacing: 72 mm  
Backset: 55 mm  
Forend width: 24 mm, Stain-  
less steel, rounded

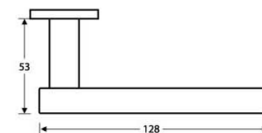


# JOHOR BAHRU





**P271**



**8812 2102**

35.5 / 35.5 mm

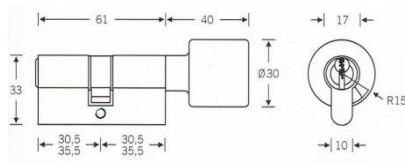
Euro profile thumbturn  
cylinder  
Type O4

Areas of application:

- Indoors
- Front doors

Properties:

- Outside: locking cylinder, inside: thumbturn
- Reinforced key guide via special cylinder cores
- Sintered steel cylinder cam

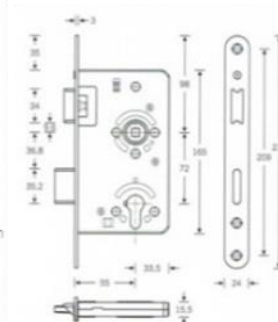


**8813 0001**

Mortice lock acc. to German  
DIN 18 251-1, Class 3

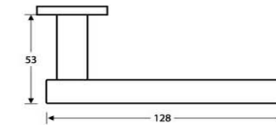
Latchbolt can be retracted by  
cylinder  
Euro profile cylinder cut out  
(PZ), spacing 72 mm

Latchbolt reversible without  
opening lockcase  
Latchbolt and deadbolt centered  
on forend  
Deadbolt double-throw: 20 mm  
Spindle: 8 mm □  
Spacing: 72 mm  
Backset: 55 mm  
Forend width: 24 mm, Stainless  
steel, rounded

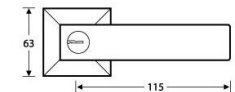
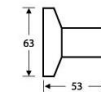




**P073**



**P2030-ENT** (Entrance)

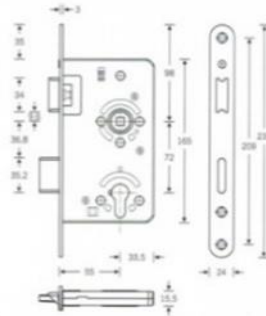


**8813 0001**

Mortice lock acc. to German DIN 18 251-1, Class 3

Latchbolt can be retracted by cylinder  
Euro profile cylinder cut out (PZ), spacing 72 mm

Latchbolt reversible without opening lockcase  
Latchbolt and deadbolt centered on forend  
Deadbolt double-throw: 20 mm  
Spindle: 8 mm □  
Spacing: 72 mm  
Backset: 55 mm  
Forend width: 24 mm, Stainless steel, rounded



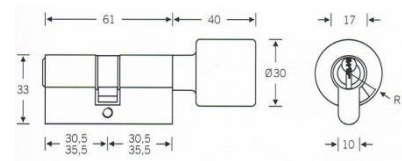
**8812 2102**

35.5 / 35.5 mm

Euro profile thumbturn cylinder  
Type 04

Areas of application:  
- Indoors  
- Front doors

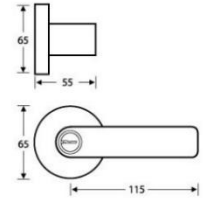
Properties:  
- Outside: locking cylinder, inside: thumbturn  
- Reinforced key guide via special cylinder cores  
- Sintered steel cylinder cam



## Senibong Hills- Front Concept-Isola Bungalow

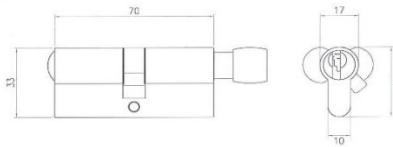


**P-POMBAL-ENT** (Entrance)



**Euro Profile Cylinder With Thumb Turn**

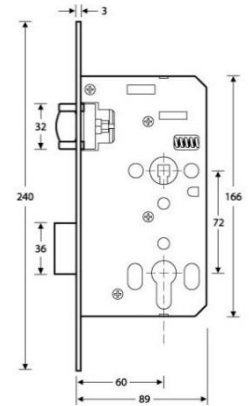
**CAZ04** - outside: cylinder lock; inside: brass 'peanut' turn, reinforced key guide through special cylinder core.



**L: 1800mm**

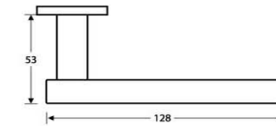


**Roller Latch Mortice Lock  
P6072pz-RL**

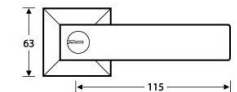
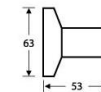




**P073**



**P2030-ENT** (Entrance)

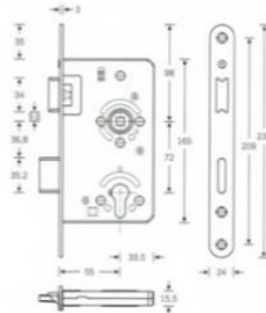


**8813 0001**

Mortice lock acc. to German DIN 18 251-1, Class 3

Latchbolt can be retracted by cylinder  
Euro profile cylinder cut out (PZ), spacing 72 mm

Latchbolt reversible without opening lockcase  
Latchbolt and deadbolt centered on forend  
Deadbolt double-throw: 20 mm  
Spindle: 8 mm □  
Spacing: 72 mm  
Backset: 55 mm  
Forend width: 24 mm, Stainless steel, rounded



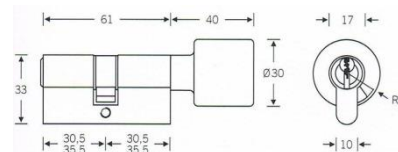
**8812 2102**

35.5 / 35.5 mm

Euro profile thumbturn cylinder  
Type 04

Areas of application:  
- Indoors  
- Front doors

Properties:  
- Outside: locking cylinder, inside: thumbturn  
- Reinforced key guide via special cylinder cores  
- Sintered steel cylinder cam


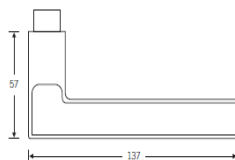




### Product family Model 1035



In the autumn of 1996, Düsseldorf-based interior designer Heike Falkenberg asked FSB to recreate an old handle design for a renovation job she was involved in. Using the sketch she submitted, FSB's Development unit cut a demonstration model out of the FSB 1076 handle. The prototype looked so good that, together with the designer, we spontaneously decided to market our gripping idea. The design was rapturously received in the marketplace.

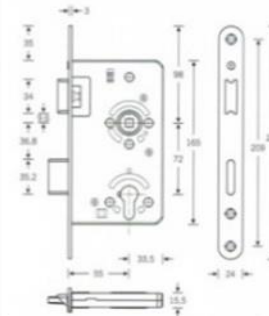


### 8813 0001

Mortice lock acc. to German DIN 18 251-1, Class 3

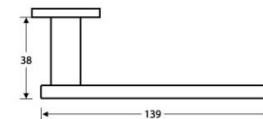
Latchbolt can be retracted by cylinder  
 Euro profile cylinder cut out (PZ), spacing 72 mm

Latchbolt reversible without opening lockcase  
 Latchbolt and deadbolt centered on forend  
 Deadbolt double-throw: 20 mm  
 Spindle: 8 mm □  
 Spacing: 72 mm  
 Backset: 55 mm  
 Forend width: 24 mm, Stainless steel, rounded

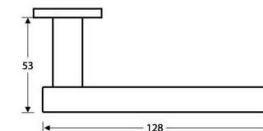




**P162**



**P073**

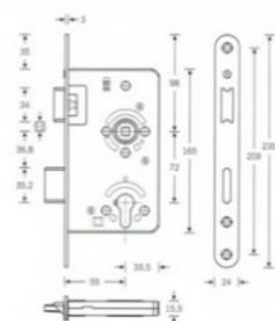


**8813 0001**

Mortice lock acc. to German DIN 18 251-1, Class 3

Latchbolt can be retracted by cylinder  
Euro profile cylinder cut out (PZ), spacing 72 mm

Latchbolt reversible without opening lockcase  
Latchbolt and deadbolt centered on forend  
Deadbolt dou  
Spindle: 8 mm  
Spacing: 72 mm  
Backset: 55 mm  
Forend width: less steel, rou



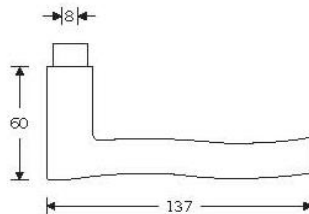


### Model 1028



The FSB 1028 design is the most ornate of the handles in the "FSB Featherlight" range. It is a variation on the terminology used in the FSB 1025 model, yet one that does not neglect the ergonomic factor.

This is a design that catches the eye and is just as good to hold. The undular styling of the grip section is both visually striking and a stimulating experience for the hand. It's as elegant a silver embellishment as you could ever hope to see on a door and, almost as an afterthought, it also serves to operate the door.

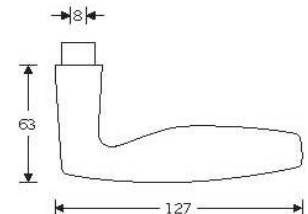


### Model 1057



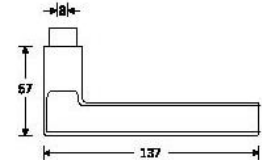
Lever handle model FSB 1057 is the work of Munich-based designer Jan Roth. Singularly unimpressed by the models then on sale, he decided to design a handle of his own for his doors. After the first casting, he took the polished unfinished parts home with him and duly fitted them to the doors there (which is where they can still be found).

The FSB 1057 model by Jan Roth nestles snugly in the hand and is a handle that women in particular often tend to fall for on the spot.





1035  
Aluminium  
Edelstahl



Die Düsseldorfer Innenarchitektin Heike Falenberg bot FSB im Herbst 1996, für einen Renovations-Auftrag, ein altes Griffdesign nachzuempfinden. Anhand der übersandten Skizze erstellte die FSB-Entwicklungsabteilung aus dem Modell FSB 1076 ein erstes Anschauungsmuster. Der Prototyp gefiel so gut, dass wir zusammen mit der Designerin spontan beschlossen, die griffige Idee dem Markt vorzustellen.



**BiLock**  
5213 thumbturn cylinder

**Features:**  
12 pins restricted key high security  
Length: 35/36  
Finish: nickel plated brass  
2 nos. key of nickel silver  
Choice of different colour key-head  
Other finishes and length available on special order only.

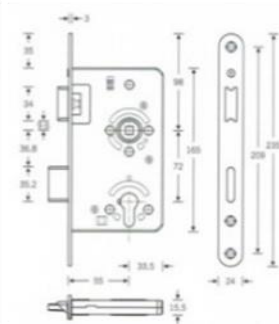


8813 0001

Mortice lock acc. to German DIN 18 251-1, Class 3

Latchbolt can be retracted by cylinder  
Euro profile cylinder cut out (PZ), spacing 72 mm

Latchbolt reversible without opening lockcase  
Latchbolt and deadbolt centered on forend  
Deadbolt double-throw: 20 mm  
Spindle: 8 mm □  
Spacing: 72 mm  
Backset: 55 mm  
Forend width: 24 mm, Stainless steel, rounded



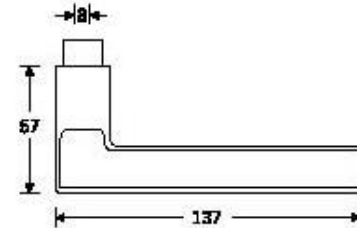


Parasole®  
Australia

**BiLock**®  
maximum security



1035  
Aluminium  
Edelstahl

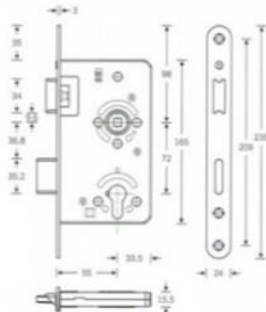


8813 0001

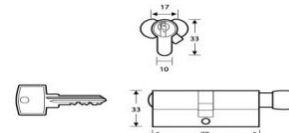
Mortice lock acc. to German  
DIN 18 251-1, Class 3

Latchbolt can be retracted by  
cylinder  
Euro profile cylinder cut out  
(PZ), spacing 72 mm

Latchbolt reversible without  
opening lockcase  
Latchbolt and deadbolt centered  
on forend  
Deadbolt double-throw: 20 mm  
Spindle: 8 mm □  
Spacing: 72 mm  
Backset: 55 mm  
Forend width: 24 mm, Stain-  
less steel, rounded



Thumbturn Cylinder  
CAZ04



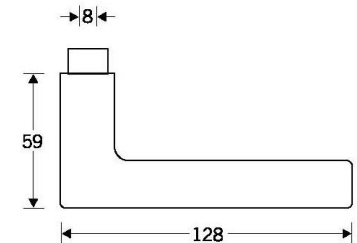
**BiLock**  
5213 thumbturn cylinder

**Features:**  
12 pin retracted key high security  
length - 35/38  
Finish-nickel plated brass  
2 nos. key of nickel silver  
Color of different colour key-head

Other finishes and length available on  
special order only.



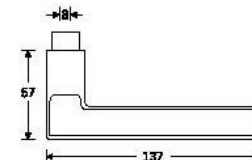
1005  
Aluminium  
Edelstahl



*Parasole*<sup>®</sup>  
Australia



1035  
Aluminium  
Edelstahl



Die Düsseldorfer Innenarchitektin Heide Falenberg bat FSB im Herbst 1996, für einen Renovations-Auftrag ein älteres Griffdesign nachzuempfinden. Anhand der übergebenen Skizze fertigte die FSB-Entwicklungsabteilung aus dem Modell FSB 1076 ein erstes Anschauungsmuster. Der Prototyp gefiel so gut, dass wir zusammen mit der Designerin spontan beschlossen, die griffige Idee dem Markt vorzustellen.

Euro Profile Cylinder

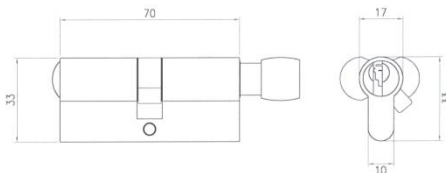
*Parasole*

Euro Profile Cylinder With Thumb Turn



**CAZ04**

- outside: cylinder lock; inside: brass 'peanut' turn, reinforced key guide through special cylinder core.

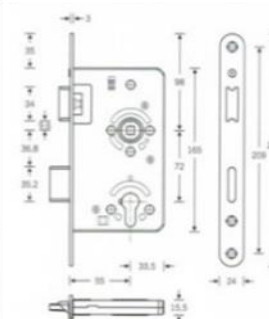


**8813 0001**

Mortice lock acc. to German DIN 18 251-1, Class 3

Latchbolt can be retracted by cylinder  
Euro profile cylinder cut out (PZ), spacing 72 mm

Latchbolt reversible without opening lockcase  
Latchbolt and deadbolt centered on forend  
Deadbolt double-throw: 20 mm  
Spindle: 8 mm □  
Spacing: 72 mm  
Backset: 55 mm  
Forend width: 24 mm, Stainless steel, rounded



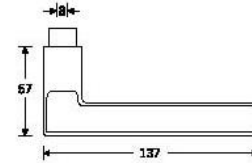
*Parasole*<sup>®</sup>  
Australia




Model 1035



1035  
Aluminium  
Edelstahl



Die Düsseldorfener Innenarchitektin Heide Falenberg bot FSB im Herbst 1996, für einen Renovations-Auftrag ein älteres Griffdesign nachzuempfinden. Anhand der übersandten Skizze fräste die FSB-Entwicklungsabteilung aus dem Modell FSB 1076 ein erstes Anschauungsmuster. Der Prototyp gefiel so gut, dass wir zusammen mit der Designerin spontan beschlossen, die griffige Idee dem Markt vorzustellen.

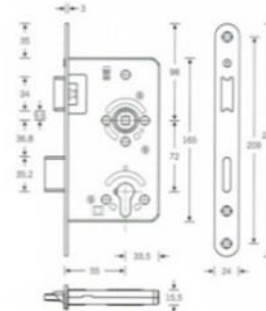


8813 0001

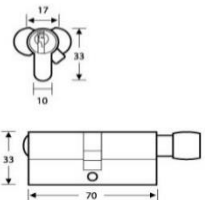
Mortise lock acc. to German DIN 18 251-1, Class 3


Latchbolt can be retracted by cylinder  
Euro profile cylinder cut out (PZ), spacing 72 mm

Latchbolt reversible without opening lockcase  
Latchbolt and deadbolt centered on forend  
Deadbolt double-throw: 20 mm  
Spindle: 8 mm □  
Spacing: 72 mm  
Backset: 55 mm  
Forend width: 24 mm, Stainless steel, rounded



**Thumbturn Cylinder CAZ04**



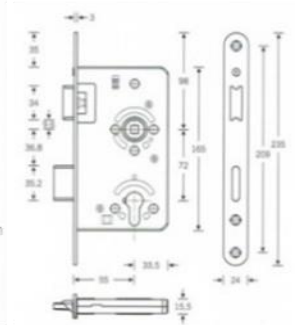


8813 0001

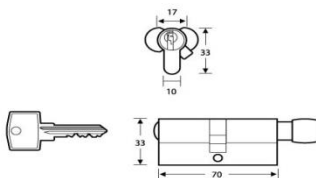
Mortice lock acc. to German DIN 18 251-1, Class 3

Latchbolt can be retracted by cylinder  
Euro profile cylinder cut out (PZ), spacing 72 mm

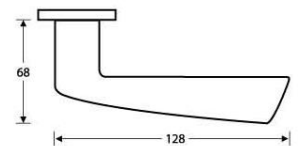
Latchbolt reversible without opening lockcase  
Latchbolt and deadbolt centered on forend  
Deadbolt double-throw: 20 mm  
Spindle: 8 mm □  
Spacing: 72 mm  
Backset: 55 mm  
Forend width: 24 mm, Stainless steel, rounded



**Thumbturn Cylinder  
CAZ04**



**P002**



Senibong Cove, The WaterEdge Apartment, Johor Bharu (Front Concept)

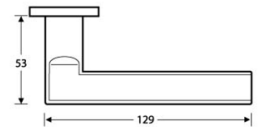
Parasole®  
Australia



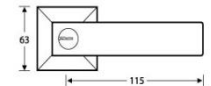
THE WATEREDGE  
APARTMENTS



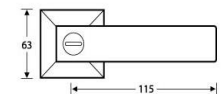
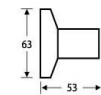
P035



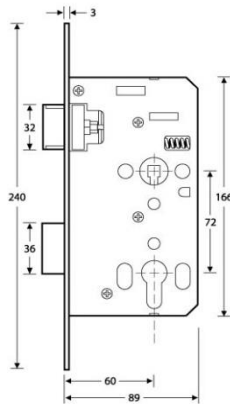
P2030-ENT (Entrance)



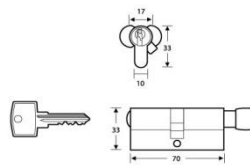
P2030-BK (Privacy)



Mortice Lock  
P6072pz

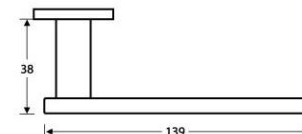


Thumbturn Cylinder  
CAZ04

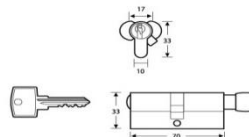




**P162**



**Thumbturn Cylinder  
CA204**

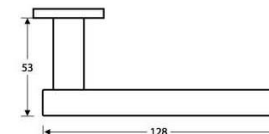


**BiLock**  
5213 thumbturn cylinder

**Features:**  
12 pins restricted key high security  
Length - 35/36  
Finish - nickel plated brass  
2 nos. key of nickel silver  
Choice of different colour key-head  
Other finishes and length available on special order only.



**P073**

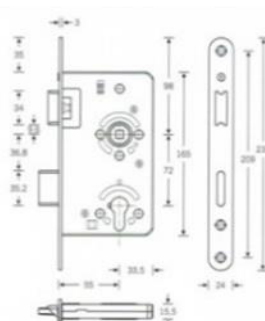


**8813 0001**

Mortice lock acc. to German DIN 18 251-1, Class 3

Latchbolt can be retracted by cylinder  
Euro profile cylinder cut out (PZ), spacing 72 mm

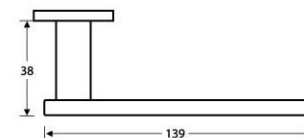
Latchbolt reversible without opening lockcase  
Latchbolt and deadbolt centered on forend  
Deadbolt double-throw: 20 mm  
Spindle: 8 mm □  
Spacing: 72 mm  
Backset: 55 mm  
Forend width: 24 mm, Stainless steel, rounded



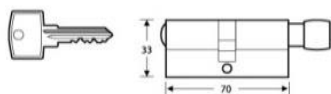
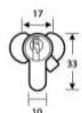
SOUTHERN MARINA, PUTERI HARBOUR. (PPB PROPERTY)



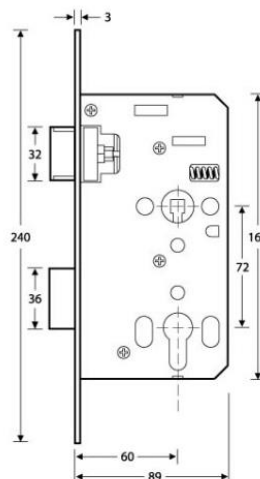
**P162**



**Thumbturn Cylinder  
CAZ04**



**Mortice Lock  
P6072pz**

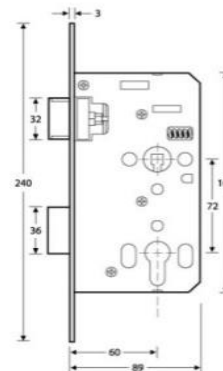


# IPOH

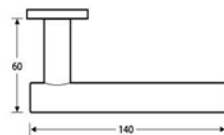




**Mortice Lock  
P6072pz**



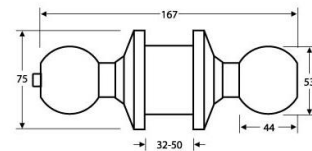
**P1105**



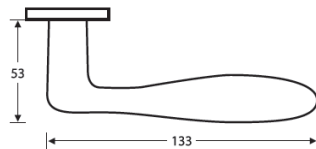
SERENE VILLA – SUNWAY IPOH



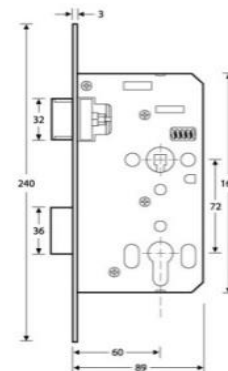
**Knobset  
P5000-ENT** (Entrance)



**P0260**



**Mortice Lock  
P6072pz**



# OVERSEAS

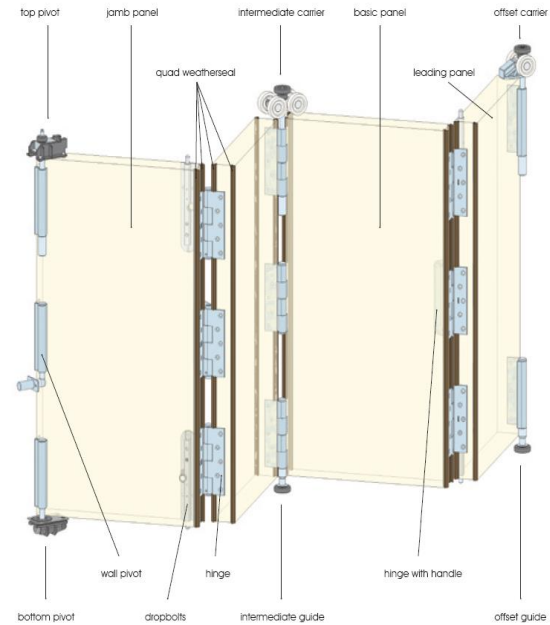




## E4: BIFOLDING SYSTEM

BIFOLDING HARDWARE SYSTEM FOR PANELS TO 120KG

E4 SPECIFICATIONS	
max opening	17600mm
max panel weight	120kg
max panel height	4000mm
max panel width	1100mm
min panel thickness	45mm
max number of panels	16

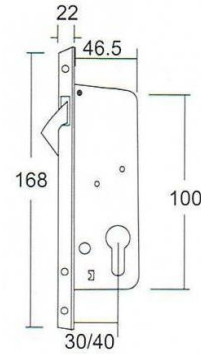


# SIME DARBY PROJECTS

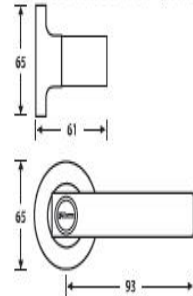


QUARZA – KL EAST

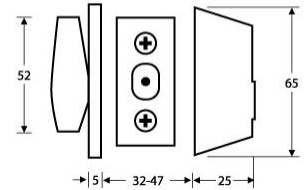
2 Towers 37 Storey Service Apartment (SA ARCHITECT)



**P2030-ENT-RD** (Entrance)



**Single Cylinder /  
Thumbturn Deadbolt  
LS-2010**

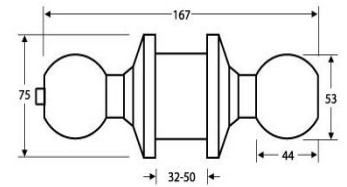


PAGOHO R20

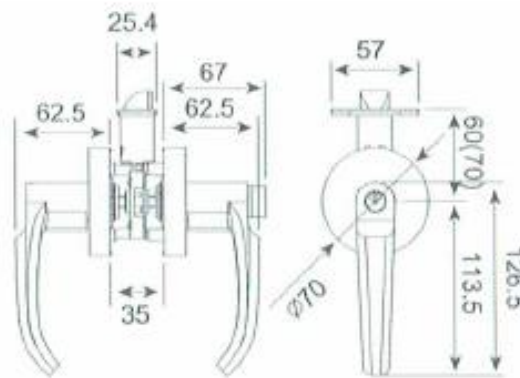
383 Unit Rumah Teres (LARAS ARCHITECT)



**Knobset**  
**P5000-ENT** (Entrance)



**P2041- ENT**  
(Entrance)



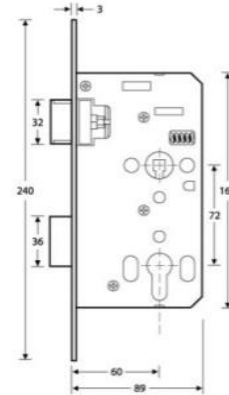
BANDAR AINSDALE PHASE 4A & 4B



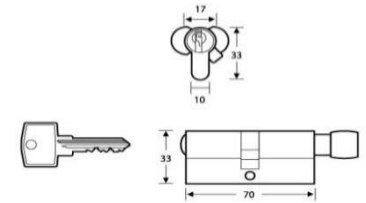
88 units of Double Storey Terrace Houses (Paradigm Architect)



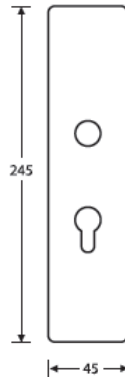
Mortice Lock  
P6072pz



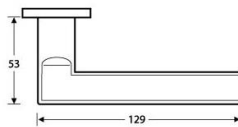
Thumbturn Cylinder  
CAZ04



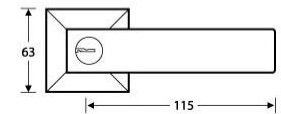
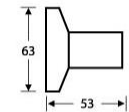
P1410



P035



P2030-ENT (Entrance)

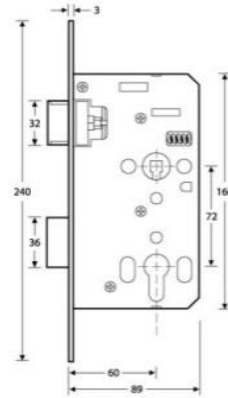


BANDAR AINSDALE PHASE 3B

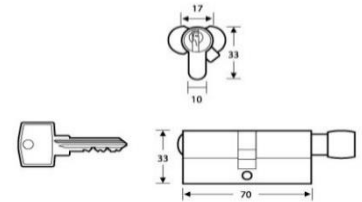
111 units of Double Storey Terrace Houses (HMSK Architect)



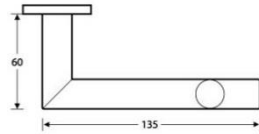
Mortice Lock  
P6072pz



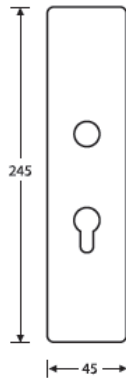
Thumbturn Cylinder  
CAZ04



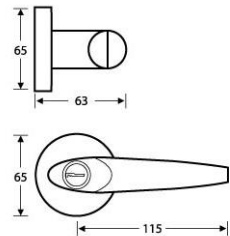
P1180



P1410



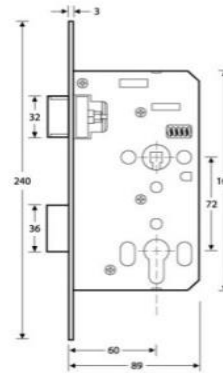
P2060-ENT (Entrance)



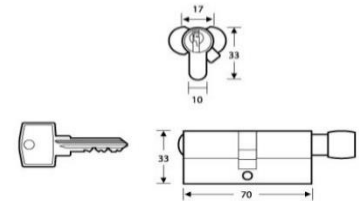
BANDAR AINSDALE PHASE 1C Apartments



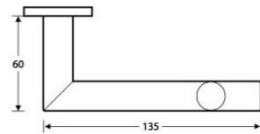
**Mortice Lock  
P6072pz**



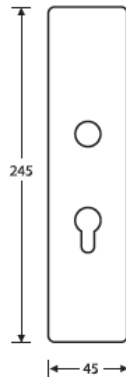
**Thumbturn Cylinder  
CAZ04**



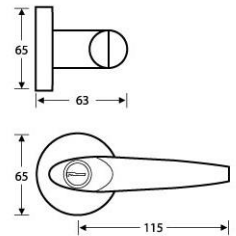
**P1180**



**P1410**



**P2060-ENT (Entrance)**

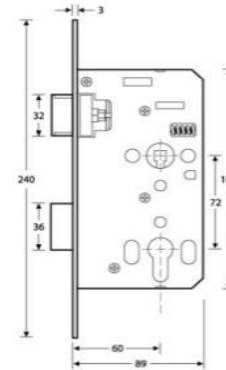


BANDAR AINSDALE PHASE 6A

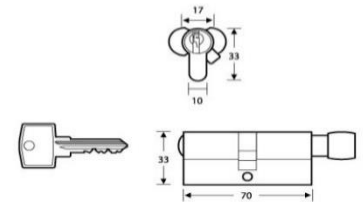
102 units of Double Storey Terrace House (Laras Architect)



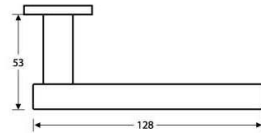
Mortice Lock  
P6072pz



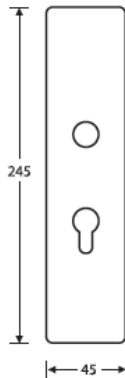
Thumbturn Cylinder  
CAZ04



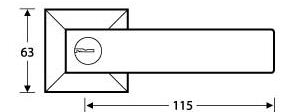
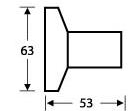
P073



P1410



P2030-ENT (Entrance)

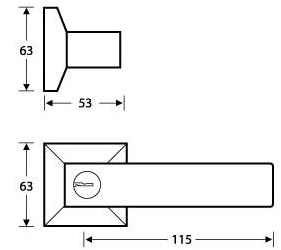


**BANDAR AINSDALE PHASE 4A & 4B**

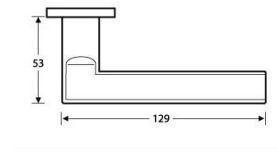
**22 x 75 Double Storey Terrace Houses (Paradigm Architect)**



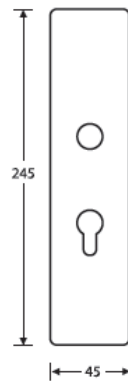
**P2030-ENT** (Entrance)



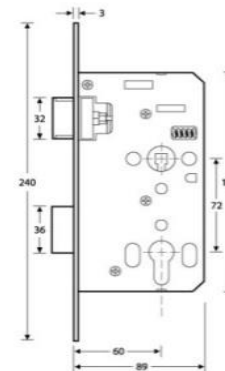
**P035**



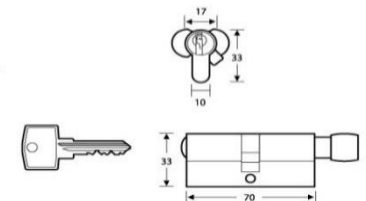
**P1410**



**Mortice Lock  
P6072pz**



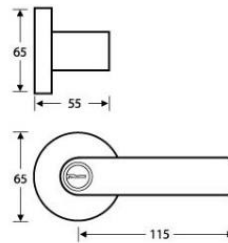
**Thumbturn Cylinder  
CAZ04**



34 units of shop (Visage Architect)



**P-POMBAL-ENT** (Entrance)

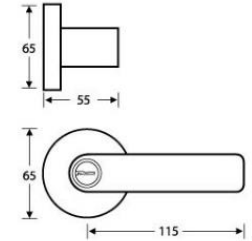


**BUKIT CHEMARA**

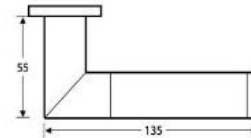
**(60' x 80') 22 units of Bungalow (Visage Architect)**



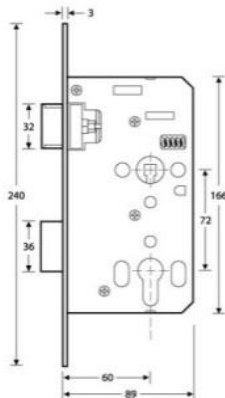
**P-POMBAL-ENT** (Entrance)



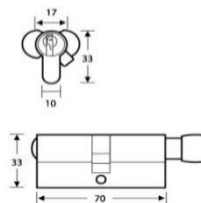
**P370**



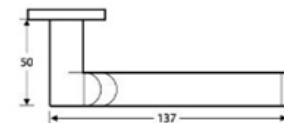
**Mortice Lock  
P6072pz**



**Thumbturn Cylinder  
CAZ04**



**P380**

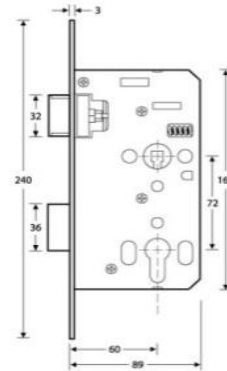


BUKIT CHEMARA

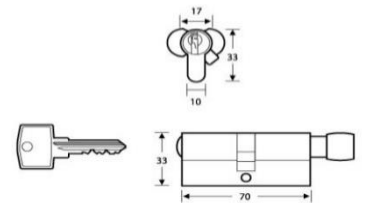
78 units of Semi D (KSKA Architect)



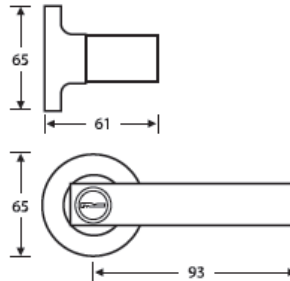
**Mortice Lock  
P6072pz**



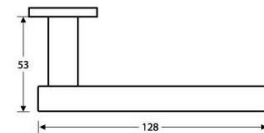
**Thumbturn Cylinder  
CAZ04**



**P2030-BK-RD (Privacy)  
P2030-ENT-RD (Entrance)**



**P073**

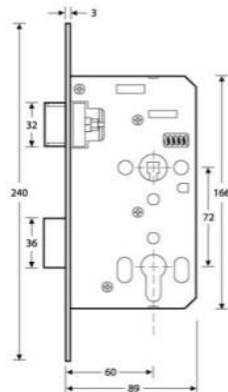


ELMINA EAST PHASE G3B

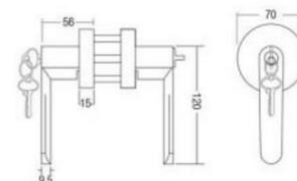
67 units of Terrace House (FAA Architect)



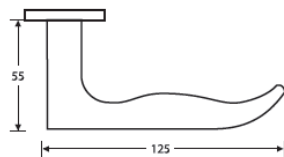
Mortice Lock  
P6072pz



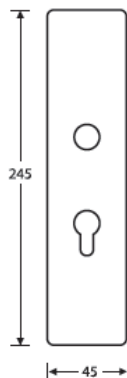
P2080



P1150



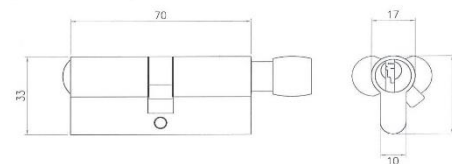
P1410



Euro Profile Cylinder With Thumb Turn

CAZ04

- outside: cylinder lock; inside: brass 'peanut' turn.  
reinforced key guide through special cylinder core.

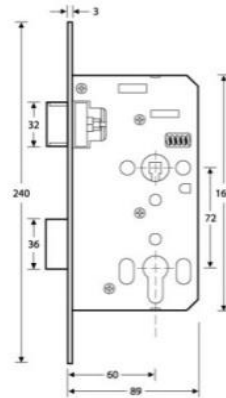


ELMINA EAST PHASE G3C

72 units of Terrace House (Paradigm Architect)



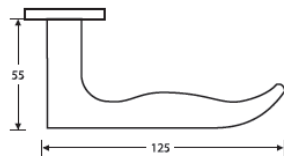
Mortice Lock  
P6072pz



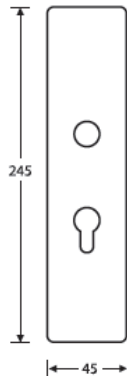
P2080



P1150

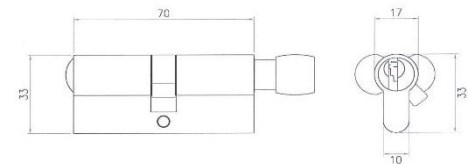


P1410



Euro Profile Cylinder With Thumb Turn

**CAZ04** - outside: cylinder lock; inside: brass 'peanut' turn.  
reinforced key guide through special cylinder core.



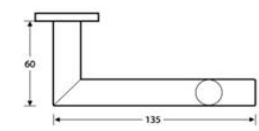
ELMINA EAST PHASE G2B



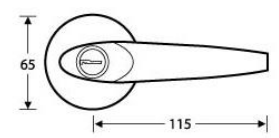
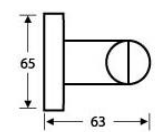
84 units 2 Storey Terrace 30 x 100 (Idaman Ikhlas)



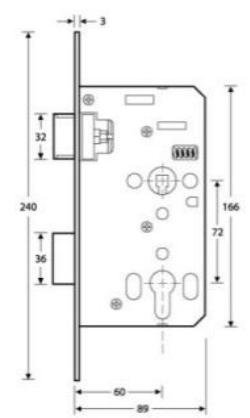
P1180



P2060-ENT (Entrance)



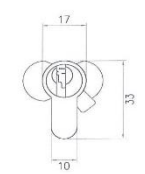
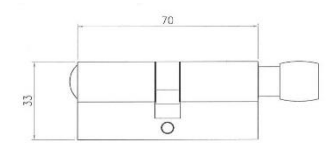
Mortice Lock P6072pz



Euro Profile Cylinder With Thumb Turn

CAZ04

- outside: cylinder lock; inside: brass 'peanut' turn.  
reinforced key guide through special cylinder core.



ELMINA WEST PHASE G6

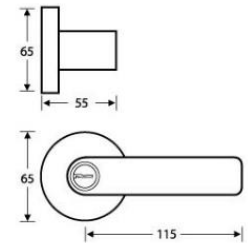
90 units – Semi D (Almaz Architect)



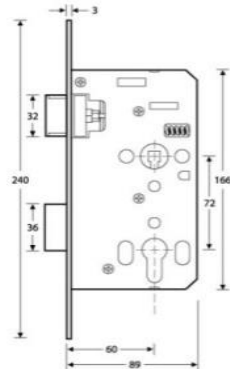
P126



**P-POMBAL-ENT** (Entrance)

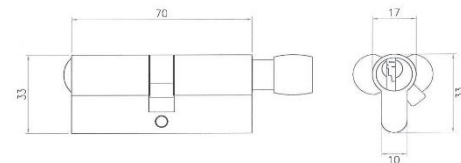


**Mortice Lock**  
**P6072pz**



**Euro Profile Cylinder With Thumb Turn**

**CAZ04** - outside: cylinder lock; inside: brass 'peanut' turn.  
reinforced key guide through special cylinder core.

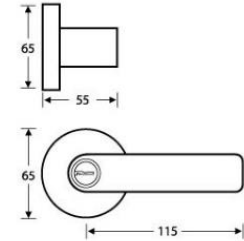


ELMINA VALLEY 4

278 units Double Storey Link (Visage Architect)

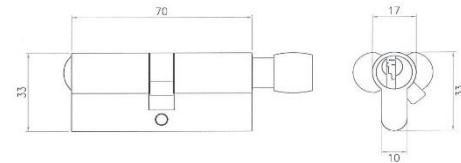


**P-POMBAL-ENT** (Entrance)

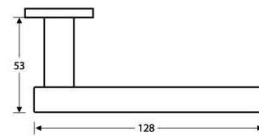


Euro Profile Cylinder With Thumb Turn

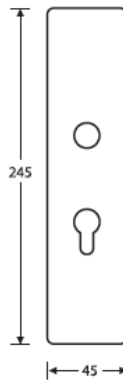
**CAZ04** - outside: cylinder lock; inside: brass 'peanut' turn.  
reinforced key guide through special cylinder core.



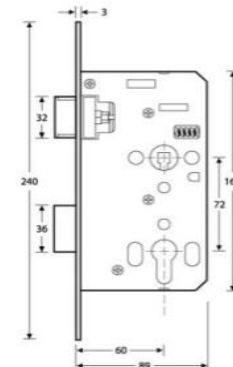
**P073**



**P1410**



**Mortice Lock  
P6072pz**

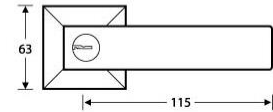
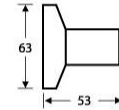


## BUKIT RAJA PHASE R07

230 units Double Storey Link



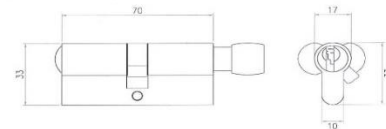
**P2030-ENT** (Entrance)



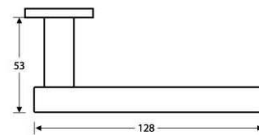
Euro Profile Cylinder With Thumb Turn

**CAZO**  
4

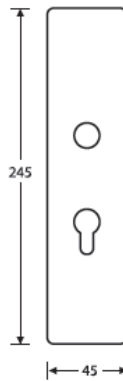
- outside: cylinder lock; inside: brass 'peanut' turn.  
reinforced key guide through special cylinder core.



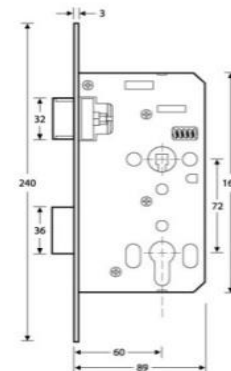
**P073**



**P1410**



**Mortice Lock**  
**P6072pz**



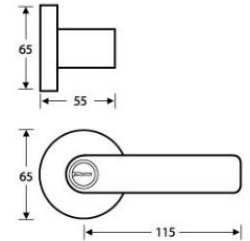
ELMINA WEST PHASE EV1 A (184 units) & EV1 B(175 units)



(Seniwisma Architect)



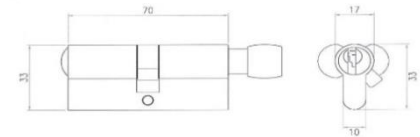
**P-POMBAL-ENT** (Entrance)



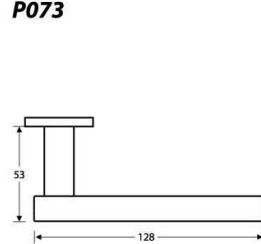
Euro Profile Cylinder With Thumb Turn

**CAZ04**

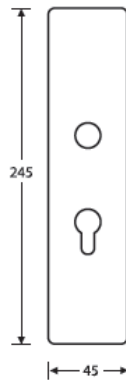
- outside: cylinder lock; inside: brass 'peanut' turn.  
reinforced key guide through special cylinder core.



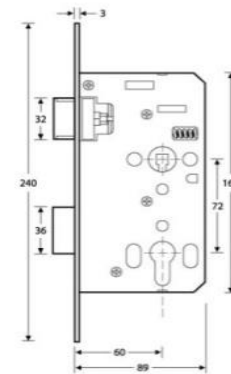
**P073**



**P1410**



**Mortice Lock  
P6072pz**



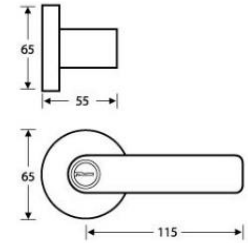
ELMINA WEST PHASE EV2 A(190 units) & EV2 B(149 units)



(HIA Architect)

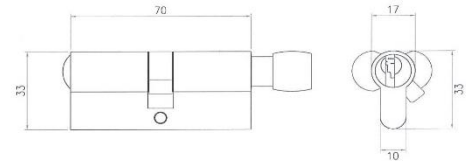


**P-POMBAL-ENT** (Entrance)

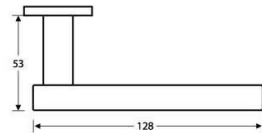


Euro Profile Cylinder With Thumb Turn

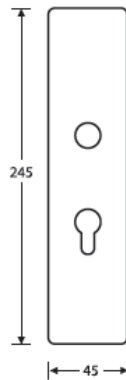
**CAZ04** - outside: cylinder lock; inside: brass 'peanut' turn.  
reinforced key guide through special cylinder core.



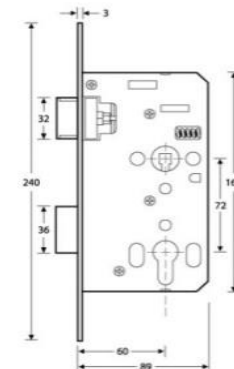
**P073**



**P1410**



**Mortice Lock P6072pz**



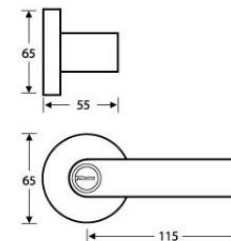
ELMINA WEST PHASE EV3 A(127 units) & EV3 B(69 units) & EV3 C(158 units)



(Paradigm Architect)



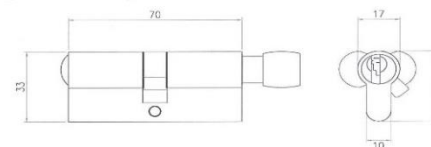
**P-POMBAL-ENT** (Entrance)



Euro Profile Cylinder With Thumb Turn

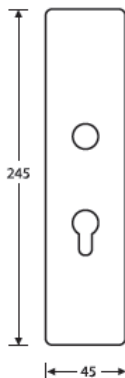
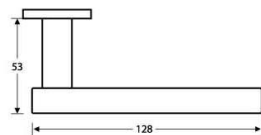
**CAZ04**

- outside: cylinder lock; inside: brass 'peanut' turn.  
reinforced key guide through special cylinder core.

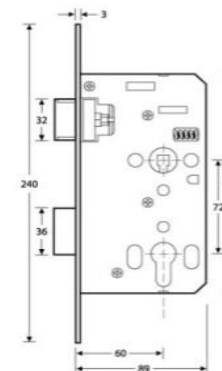


**P1410**

**P073**



**Mortice Lock P6072pz**

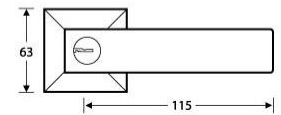
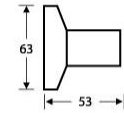


BUKIT JELUTONG PHASE D18

40 units 3 storey Terrace House (KASDA Architect)



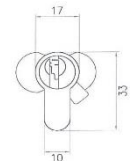
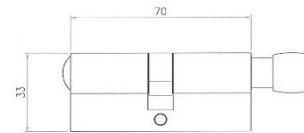
**P2030-ENT** (Entrance)



Euro Profile Cylinder With Thumb Turn

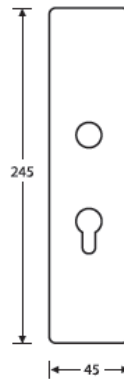
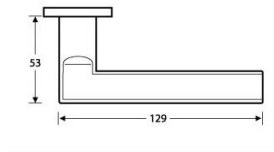
**CAZ04**

- outside: cylinder lock; inside: brass 'peanut' turn.  
reinforced key guide through special cylinder core.

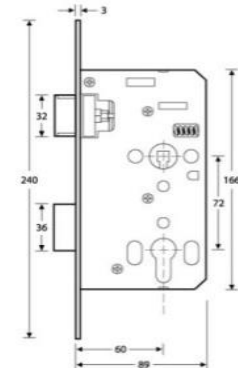


**P1410**

**P035**



**Mortice Lock  
P6072pz**



Thank you

